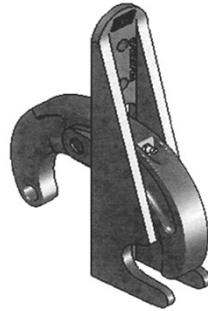


East Manufacturing Corporation

www.eastmfg.com



Hardware Parts Catalog

Volume 1

revised 10/12 ef



EAST HARDWARE

TABLE OF CONTENTS

CATEGORY	PAGE NO
ALUMINUM TAILGATE HARDWARE	3
HOIST & ALUM. BULKHEAD HARDWARE	7
BODY HARDWARE	8
HARDWARE FOR STEEL BODY	10
TAILGATE AIR CYLINDERS & VALVES	11
LANDING GEAR	12
MUD FLAPS	13
HARDWARE FOR FRAMELESS	14
HARDWARE FOR PLATFORM	16
PLATFORM LOAD SECUREMENT	17
HARDWARE FOR UNLOADER / TIPPER	18
HARDWARE FOR GENESIS	20
HARDWARE GENESIS HYBRID	27
EAST HARDWARE KITS	32

PART NO.	ITEM	TOP HARDWARE
566-05005-00	Standard Top Pin	
044-10003-00	Stainless Steel Pin Shim	
545-05002-00	Weld On Retainer Pin Washer	
542-18040-08	4" x 1/2" Carriage Bolt (used to attach top pin)	
540-02000-08	1/2" Flat Washer	
540-14000-08	1/2" x 13 Lock Nut	

PART NO.	ITEM	
566-05007-00	Threaded Top Pin (side swing applications)	
542-09032-03	3/16" Safety Clip	
044-20030-00	Nut & Handle (side swing)	

PART NO.	ITEM	
552-05002-00	Standard Bolt-On Top Hinge	
566-15012-00	90 Degree 5/8" Pin	
542-09032-03	3/16" Safety Clip	

PART NO.	ITEM	
552-05006-03	Two Way Overslung (pass side) Hinge	
552-05007-03	Two Way Overslung (driver side) Hinge	
540-05150-12	15 1/2" x 3/4" Bolt	
540-14000-12	3/4" Hex Nut	
566-05012-00	Overslung Hinge Pin	

PART NO.	ITEM	
557-05020-01	Overslung Hinge Block	
566-05012-00	Overslung Hinge Pin	

PART NO.	ITEM	
566-15013-00	Hinge / Side Swing Pin	
044-20044-00	Lynch Pin Safety Clip	
044-20043-00	Side Swing Pin with Handle	
044-20044-00	Lynch Pin Safety Clip	

PART NO.	ITEM	
553-05008-00	Old Style Overslung Hinge (90 degree Frame type trls)	
553-05007-00	Old Style Overslung Hinge (45 degree Frameless trls)	
095-10170-00	Overslung Hinge (20 degree rear pocket)	
552-05008-02	Overslung Hinge (two bolts - pass side)	
552-05009-02	Overslung Hinge (two bolts - driver side)	

PART NO.	ITEM	TOP HARDWARE Continued
085-30006-00	Sliding Top Hardware Assy. (pass. Side)	
085-30007-00	Sliding Top Hardware Assy. (dr. Side)	
085-20006-00	Sliding Hardware Pin	
566-05010-00	Long Top Tailgate Pin	
542-09032-03	Safety Pin Clip	

PART NO.	ITEM	BOTTOM HARDWARE
566-05006-00	Bottom Tailgate Pin	
552-25001-00	Old Style Hook & Latch	1970 to 1985 (Genesis Hybrid)
552-25002-00	Current Hook & Latch (sheet & post / inbd Gen.)	85 to present
044-20040-00	Top Left Side Mechanical Hook / Latch	
099-30843-01	Tailgate Linkage	

PART NO.	ITEM	SAFETY HARDWARE
099-30823-00	Aluminum Body / Tailgate Safety Winder Kit	
Kit Contains: 566-15001-00 Winder Only 566-05075-01 Winder Pocket Bracket 044-10168-00 Winder Gate Bracket 566-15011-01 Winder Pin 542-09032-03 Winder Safety Clip		
566-15001-00	Safety Winder Only	
044-10168-00	Safety Winder Gate Bracket	
558-05088-01	Bracket Extrusion (Std Tailgate Bottom)	
566-05075-01	Pocket Bracket (replaces 557-05088-01 on Side Applications)	
558-05088-05	Bracket Extrusion (Tailgate Bottom Genesis Trailer)	
566-05016-00	8" Winder Block (Fall Away Type / Outboard Genesis)	
566-15011-01	5/8" x 2-5/8" Winder Pin	
542-09032-03	Safety Hair Pin Clip	

PART NO.	ITEM	SPREADER CHAIN
----------	------	----------------

- 044-20003-40 40" Spreader Chain
- 044-20003-50 50" Spreader Chain



099-30817-00	Spreader Chain Kit (based on 40" chain)	
--------------	---	--

Kit Contains:

- | | | | |
|------------------|-----------------|------------------|------------------|
| 2pc 044-20003-40 | 40" Chains | 2pc 540-15015-08 | 1/2 x 1-1/2 Bolt |
| 2pc 558-05115-00 | Cast Hook | 2pc 540-11000-08 | 1/2 Hex Nut |
| 2pc 044-10004-00 | Tailgate Gusset | 2pc 540-02000-08 | 1/2 Flat Washer |
| 2pc 557-05027-01 | Chain Keyhole | 2pc 540-03000-08 | 1/2 Lock Washer |
| 2pc 044-10025-00 | Chain Angle | 2pc 564-05021-01 | Chain Protector |




PART NO.	ITEM	MISC ITEMS
----------	------	------------

- 557-05027-01 Extruded Aluminum Chain Keyhole
- 558-05115-00 Weld-On Aluminum Tarp Hook
- 044-10025-00 Tailgate Spreader Chain Angle
- 044-10004-00 Tailgate Gusset with Hole
- 044-30007-00 Coal Door Linkage
- 558-05125-00 Coal Door Eyelet
- 546-05045-00 Coal Door Actuation Handle
- 044-10191-00 Split Bearing Block - Top Half
- 044-10192-00 Split Bearing Block - Bottom Half
- 542-14015-08 1/2-13 x 1-1/2" SHCS Allen Head Bolt Stainless
- 546-05009-00 1/4" Straight Grease Zerk
- 566-15012-00 90 degree 5/8" Pin
- 542-09032-03 Safety Clip



PART NO.	ITEM	LOGOS
----------	------	-------

- 567-01182-00 Domed East 14.5 Adhesive Logo
- 567-01183-00 Domed East 12.75 Adhesive Logo (bulkhead & tailgate)
- 567-05156-00 Mounting Plate for 14.5" Domed East Logo
- 567-05157-00 Mounting Plate for 12.75" Domed East Logo
- 567-01128-00 11" X 5.75" East Logo Decal



PART NO.	ITEM	TAILGATE SIDE SWING HARDWARE
	044-20000-01 WELD-ON TAILGATE ROLLER ASSIST	Tailgate Roller Guide
044-10065-00	Item 1 - Shaft	
044-10062-00	item 2 - UHMW Roller	
542-11003-00	item 3 - 2" Snap Ring	
044-20048-00		
044-10095-00	Gate Guide Ramp	
044-10096-00	Gate Guide Gusset	
558-05171-00	Cast Aluminum Side Swing Gate Hinge	
558-05172-00	Cast Aluminum Side Swing Pocket Hinge (RH)	
558-05173-00	Cast Aluminum Side Swing Pocket Hinge (LH)	
566-15010-00	3/4" Side Swing Pin	
552-05006-03	Two Top Overslung Gate Hinge Passenger Side	
552-05007-03	Two Top Overslung Gate Hinge Driver Side	
540-05150-12	15" x 3/4" Bolt	
540-11000-12	3/4" Hex Nuts	
566-05012-00	Overslung Hinge Pin	
540-15010-08	1" x 1/2" 13thd Bolt	
044-20031-00	Extruded Aluminum Side Swing Hinge - Gate	
044-20032-00	Extruded Aluminum Side Swing Hinge - Pocket	

PART NO.	ITEM	TAILGATE SIDE SWING PINS
566-15010-00	3/4" Side Swing Pin	
566-15010-01	3/4" Side Swing Pin 4-1/2"L (steel side swing hinge)	
566-15010-02	3/4" Side Swing Pin 11-3/4"L	
566-15010-03	3/4" Side Swing Pin 13-3/4"L	
566-15010-04	3/4" Side Swing Pin 17-1/2"L	
566-15010-05	3/4" Side Swing Pin 19"L	
566-15010-06	3/4" Side Swing Pin 24"L	
542-09032-03	Hair Pin Safety Clip	



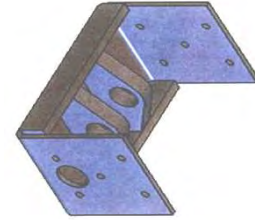
HOIST / ALUMINUM BULKHEAD HARDWARE

PART NO.

DESCRIPTION

Hoist Hardware

043-30008-02	Standard Top A-Frame Hoist Mount
540-05020-08	2" x 1/2" A-Frame Bolt (10 required)
540-02000-08	1/2" Flat Washer
540-04000-08	1/2" Crimped Hex Lock Nut
554-05030-00	2" x 13-7/8" Top Hoist Pin
554-05042-00	2" x 20" Bottom Hoist Pin
545-05004-00	Hoist Pin Washer 1/8"
545-05013-00	Hoist Pin Washer 3/16"
545-05005-00	Hoist Pin Washer 1/4"
545-05006-00	Hoist Pin Washer 3/8"
566-05026-00	2.03ID x 3-1/2" L Lower Hoist Tube Bushing



PART NO.

DESCRIPTION

Bulkhead Man Door

043-20036-51 Bulkhead Man Door Installation Kit

Kit Contains:

Part Number	Description	QTY
043-10105-00	Door	1
043-10106-00	Door Support	2
043-20037-00	Door Frame	1
546-05037-00	Door Handle	2
540-05020-08	Bolt 1 1/2"-13 x 1/2" GR 5 Bolt	2
540-02000-08	SAE Flat Washer 1/2"	2
540-16000-08	Nylok Lock Nut 1/2"	2
071-10325-00	Wear Pad for Door Handle	2
712-10048-00	33-3/4" Aluminum Piano Hinge	1
564-05023-00	Door Weather Seal	14'



PART NO.

DESCRIPTION

Bulkhead Hardware


558-05103-00	Shovel Holder - Handle
558-05104-00	Shovel holder - Double Ear



043-30020-00	Tarp Basket
---------------------	-------------



099-30604-00	Rolled Tarp Basket
---------------------	--------------------



558-05115-00	Cast Aluminum Tarp Hook
---------------------	-------------------------

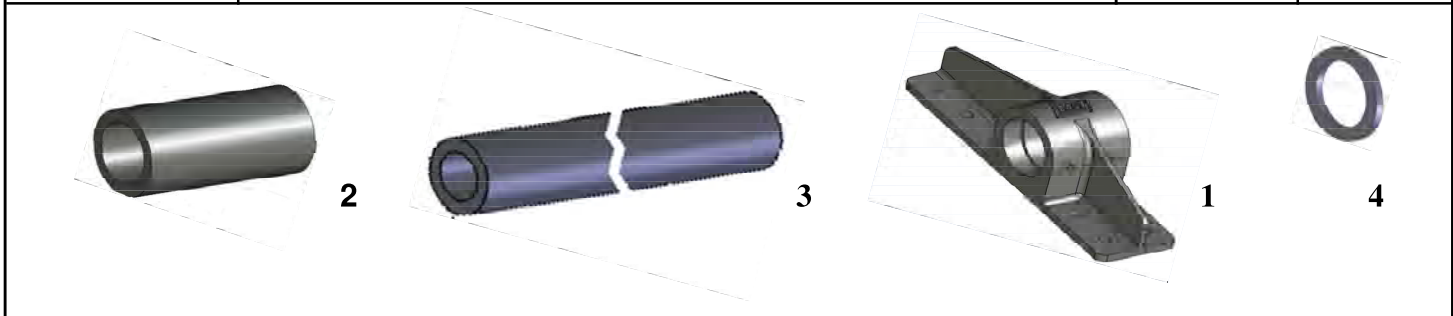


532-05018-20	12 X 18 Rubber BH Inspection Flap
043-10019-00	Aluminum Retainer Strap

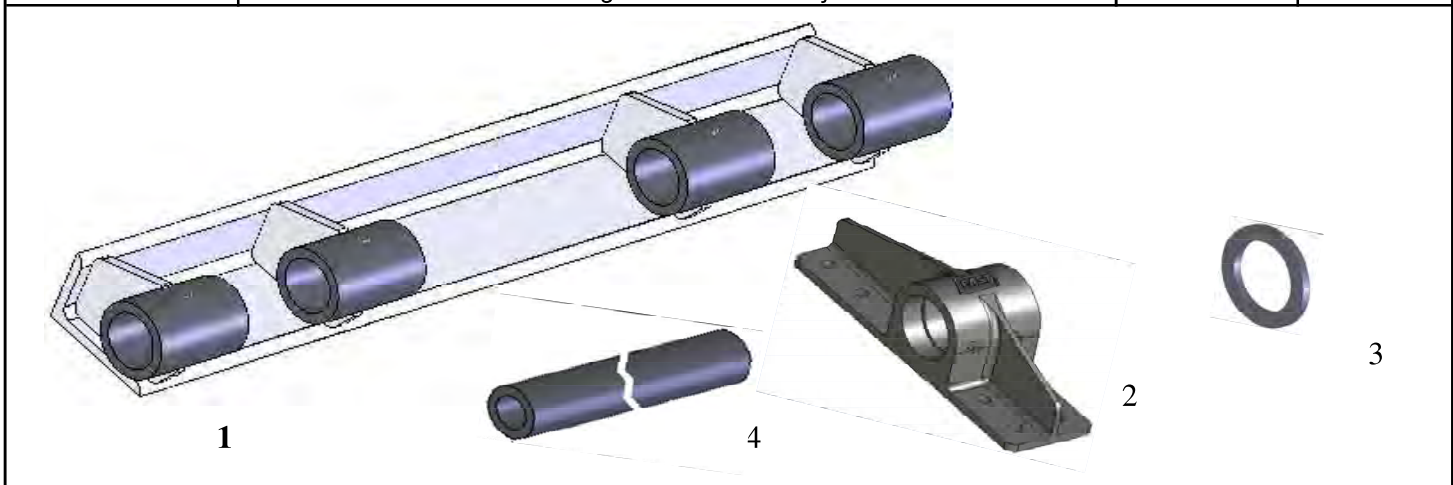


Trailer Body Dump Hinge Parts
KIT PART NO. 099-30851-00

Part No.	Description	Quantity	Item
552-05001-00	Rear Dump Hinge Shoe	2	1
554-05094-00	53' X 2-3/4" ID 1/2" wall Hinge Pin	1	3
545-05007-00	3/8"x 2-3/4" ID Weld on Washer	2	4
545-05008-00	1/4" x 2-3/4" ID Shim Washer	2	
545-05014-00	1/8" x 2-3/4" ID Shim Washer	2	
566-05019-00	Frame Bushing	2	2
540-05020-08	1/2" x 2" Bolt	20	
540-01000-08	1/2" Hex Nut	20	
540-02000-08	1/2" Flat Washer	20	
540-03000-08	1/2" Lock Washer	20	

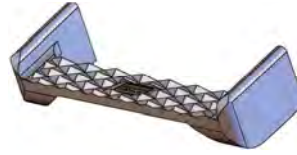

Straight Truck Body Dump Hinge Parts

Part No.	Description	Quantity	Item
552-05001-00	Rear Dump Hinge Shoe	2	2
554-05037-00	46' X 2-3/4" ID 1/2" wall Hinge Pin	1	4
545-05007-00	3/8"x 2-3/4" ID Weld on Washer	2	3
545-05008-00	1/4" x 2-3/4" ID Shim Washer	2	
545-05014-00	1/8" x 2-3/4" ID Shim Washer	2	
566-05019-00	Frame Bushing (Frame Bushing welded to Mount Assy.)	4	
540-05020-08	1/2" x 2" Bolt	20	
540-01000-08	1/2" Hex Nut	20	
540-02000-08	1/2" Flat Washer	20	
540-03000-08	1/2" Lock Washer	20	
085-30001-00	Rear Hinge Mount Assembly	1	1



PART NO.	DESCRIPTION	Body Hardware
----------	-------------	---------------

558-05131-00 Weld on Cast Step



558-05115-00 Cast Aluminum Tarp Hook



566-05501-00 6 3/4" Quiet Ride Pad



566-05502-00 43-11/16"L Quiet Ride Doghouse (96" w trl)

566-05502-01 49-11/16"L Quiet Ride Doghouse (102" w trl)



566-05507-00 6-3/4" Quiet Ride Pad (Genesis II floor)



528-15015-00 Body Hold Down

041-10039-00 Body Hold Down Mounting Angle

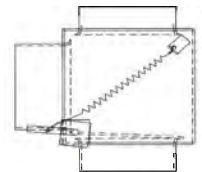









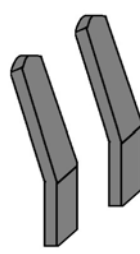

100-20005-00 Dump Body Level Indicator



099-30501-04 4" Heat Diversion Box

099-30501-05 5" Heat Diversion Box



Part No.	Description	Hardware
099-30823-01	Steel Safety Winder Kit	
054-10005-00	Steel Coal Door Eyelet	
553-05023-00	Steel Keyhole Lug	
055-10181-00	Steel Weld On Hook	
053-10009-00	Steel Front Weld on Tarp Hook	
546-05020-00	Forged Steel Weld-On Step	
528-15015-00	Body Hold Down	
041-10039-00	Body Hold Down Mounting Angle	
053-10010-01	Shovel Holder (hanger - 2 req)	
053-10010-02	Shovel Holder (handle)	

PART NO.	ITEM	TAILGATE CYL VALVES
----------	------	---------------------

510-15440-13 Lockable In-Cab Valve
 510-05440-13 Tailgate Decal for Lockable valve



510-25167-19 Toggle Type Frame Mt. Valve
 510-05002-01 Tailgate Cover Plate for Toggle Type Valve



510-05020-00 Ball Rotating Valve
 510-05017-00 Tailgate Cover Plate for Ball Type Valve



510-25039-22 Push / Pull Valve (used with Velvac Cyls.)



PART NO.	ITEM	TAILGATE CYLINDER
----------	------	-------------------

044-10043-00 5/8" Bent Clevis
 544-05500-10 5/8" Clevis Pin
 540-01000-10 5/8" Hex Nut
 540-02000-10 5/8" Flat Washer
 540-03000-10 5/8" Lock Washer
 540-10101-10 5/8" Jam Nut

510-25950-01 *Haldex Cylinder Only*
 510-30801-00 T G Cylinder Kit.
 5/8" jam nut / bent clevis w/ pin
 5/8" nuts / flat washer / lock washer



510-25019-31 MGM Cylinder (5/8" shaft)
 (1976 to 1982)



510-25955-00 Heavy Duty Cylinder



510-25950-03 *Cylinder Only*
 510-30805-00 Dump Trailer Cyl. Kit










510-25028-03 Tailgate Cylinder (Tipper Trailers)





PART NO.	DESCRIPTION	ASSOCIATED PARTS
526-05014-08	Long Crank Handle - (dumps / platforms) - sq hole	
526-05015-08	Crank Handle Holder	
526-05021-08	Std Crank Handle - short (unloader / tipper)	
526-05025-08	Crank Handle #49 Landing Gear - round hole	
526-05028-08	28-1/2" Arm Brace	
526-05033-06	33" Arm Brace	
526-05038-08	38" Arm Brace	
526-05052-08	52" Arm Brace	
526-05060-06	Adjustable Landing Gear Brace	
526-05001-00	Aluminum 28-1/2" Arm Brace	
526-05001-01	Aluminum 33" Arm Brace	
526-05001-02	Aluminum 38" Arm Brace	
090-10310-00	Aluminum Frame (dump) weld on arm bracket	
090-11056-00	Bolt Arm Brace Bracket (BST,BST II, MMX, DUMP FR ALUM)	

Note: 090-11056-00 will replace 090-10310-00 when inventory is depleted.

PART NO.	DESCRIPTION	JOST
Dump Trailers		
526-25019-25	19" Landing Gear Set	
526-05101-02	Cross Shaft (96"w trailer) 35-5/8"	
526-05101-03	Cross Shaft (102"w trailer) 41-5/8"	
526-25023-25	C10035 10 x 10 x 4.5 Sand Shoe	
526-25024-25	B10036 Sand Shoe Axle	
Platform Trailers		
526-25019-25	19" Landing Gear Set	
526-05101-00	Cross Shaft (96"w trailer)	
526-05101-01	Cross Shaft (102"w trailer)	
526-05028-08	Brace (96"w) (Qty 2)	
526-05033-08	Brace (102"w) (Qty 2)	
Single Drop Trailers		
526-25316-25	17" Landing Gear Set	
526-05101-00	Cross Shaft (96"w trailer)	
526-05101-01	Cross Shaft (102"w trailer)	
121-10018-00	Brace (96"w) (Qty 4)	
121-10018-01	Brace (102"w) (Qty 4)	
526-25500-25	Jost Drop Stand Landing Gear	

PART NO.	DESCRIPTION	DUMP / TIPPER / UNLOADER
532-05018-20	1/4" x 12" x 13-1/4" Doghouse Cover Flap	
043-10019-00	Aluminum Retainer Strap	
532-05010-20	24" X 10" Front Body Fender Flap	
532-05016-20	24" x 16" Intermediate Mud Flap (Half / Full Fender Mud Flap)	
532-05030-20	24" x 30" Rear Mud Flap	
532-05036-20	24" x 36" Rear Mud Flap	
532-05042-20	24" x 42" Rear Mud Flap (shown)	
041-10002-00	Mud Flap Strap	
041-20003-00	Mud Flap Strap with Hook	
532-05436-20	42" x 36" Center Mud Flap	
010-10118-00	Chassis Mounting Bracket	
010-10175-00	Center Flap Strap 42"L	
546-05029-00	Anti-Sail Bracket (pr)	
016-10058-00	Anti-Sail Bracket with East Logo	

PART NO.	DESCRIPTION	PLATFORM TRAILER
532-05327-20	24" X 27" Plastic Mud Flap (single drop trls)	
532-05336-20	24" x 38" Plastic Mud Flap	

PART NO.	ITEM	HARDWARE
080-30040-00	Frameless Upper Coupler Assembly	
080-20016-03	39-1/2" Lower Hoist Pin	
554-05030-00	13-7/8" Top Hoist Pin	
099-30850-00	Stationary Tractor Fifthwheel Locking Kit	
099-30850-01	Sliding Tractor Fifthwheel Locking Kit (see page for kit info)	
080-30040-01	Frameless Breakaway Upper Coupler Assembly	
080-10163-00	Pin Support Strap (2 req)	
080-10162-00	Center Pin Support (2 req)	
080-10166-00	Center Pin for Breakaway Coupler	
080-10165-01	8" Outer Pin (2pcs required)	
080-20023-00	Upper Coupler Saddles (stainless - 2per coupler)	
080-20034-00	Welded Steel Guide A	
540-30801-00	Upper Coupler Bolt Kit	
545-05006-00	Weld On Retainer Washer	
<p>Note: May, 2011 Draft Arm Retainer Hooks no longer used. Lower Pin Lengths Reflect this change.</p>		
030-10178-00	Universal 7/8" Suspension Spacer 96"w Trailer	
030-10178-01	Universal 7/8" Suspension Spacer 102"w Trailer	
080-10053-00	Load Bearing Aluminum Dollie Mount Plate LH A	
080-10054-00	Load Bearing Aluminum Dollie Mount Plate RH B	
020-30002-00	Aluminum Dollie Mount Assy	
566-05501-00	Quiet Ride Pad (4 per each side) (5 each side for Gen II floor)	
080-10134-00	D/A Stiffener	
080-10134-01	60" D/A Stiffener	

PART NO.	ITEM	HARDWARE
566-05052-03	Aluminum Draft Arm End Coupler	
566-05021-00	Steel Draft Arm End Bushing	
080-10019-00	Steel Draft Arm End Straps	
080-30023-00	Diamond Plate Outer Cover Plate	
080-	Pivot Bracket Smooth Cover w/ Light Hole	
535-15275-20	Model 60 Mid Mount Turn Lamp (LED)	
535-05074-20	Model 60 Rubber Grommet	
080-20009-00	Rear Body Pivot Bracket	
080-10056-00	Outer Pivot Bracket (alum)	
080-20014-00	Two Piece Outer Pivot Bracket	
080-10055-00	Inner Pivot Bracket (alum) (Pass Side)	
080-10055-01	Inner Pivot Bracket (alum) (Driver Side)	
080-20011-00	Inner Pivot Bracket Assy (Pass Side)	
080-20011-01	Inner Pivot Bracket Assy (Driver Side)	
080-10208-00	Sub-Frame Front Skirt (96" wide trailer)	
080-10208-01	Sub-frame Front Skirt (102" wide trailer)	
080-10026-00	Tire Carrier Bracket (center)	
080-10097-00	Tire Carrier Mounting Bracket (LH)	
080-10098-00	Tire Carrier Mounting Bracket (RH)	
119-10072-00	Manifold Air Bracket	

PART NO.	ITEM	Side Rail Area
558-05115-00	Cast Aluminum Weld On Tarp Hook	
557-05297-01	Current Weld on Stake Pocket	
559-05004-02	Pipe Spools	
557-05180-00	Wide Groove 16ft Long Tarp Bar	
567-05022-01	2"w Red / White D.O.T. Conspicuity Tape (150ft roll)	



PART NO.	ITEM	Rear Area / ICC Bumper
564-05011-00	Hollow Rubber Dock Bumper	
090-10124-00	Backing Plate for Hollow Dock Bumper	
120-10134-00	88" Hvy Horizontal Bumper Extrusion (96"w trailer)*	
120-10134-01	94" Hvy Horizontal Bumper Extrusion (102"w trailer)	
557-05146-00	74" Bumper Reinforcement Extrusion*	
557-05146-01	80" Bumper Reinforcement Extrusion	
120-10027-00	Bumper Horizontal End Cap (2 req per Bumper assembly)*	
090-10020-01	New Style Bumper Verticals (2 req per Bumper assembly)*	
532-05336-20	Plastic 24" x 38" Mud Flap (light gray w/ East logo)	
041-10002-00	Mud Flap Strap	
120-10135-00	Weld On Half Step (right side) A	
120-10135-01	Weld On Half Step (left side) B	



***Note: Parts needed to complete an ICC Bumper Assy for 96"w trailer.**




PART NO.	ITEM	Dollie Mounting	
566-05047-00	Dollie Mounts	1984 to 1992	
090-10119-01	Dollie Mount - Driver Side	1992 / current	
090-10119-02	Dollie Mount - Passenger Side	1992 / current	
546-05008-00	Ring & Chain		
090-10310-00	Dollie Arm Bracket (weld on)		
526-25019-25	Jost Landing Gear Set (Platform Trailer - 96" & 102"w)		
526-25316-25	Jost Landing Gear Set (Drop Deck Trailer - 96" & 102"w)		
526-05101-00	Cross Shaft (Platform & Drop Deck - 96"w)		
526-05101-01	Cross Shaft (Platform & Drop Deck - 102"w)		
526-05028-08	Dollie Brace (Platform) (2 required)		
526-05033-06	Dollie Brace (Platform) (2 required)		
121-10018-00	Dollie Brace Drop Deck (2 required)		





PART NO.	ITEM	Bulkhead Components
564-05013-00	Bottom Weather Seal (per foot)	
557-05089-01	Bulkhead Stake 50-1/4" (48" side kit)	
557-05089-03	Bulkhead Stake 62-1/2" (60" side kit)	
558-05115-00	Weld On Cast Rope Hook	
558-05131-00	Weld On Cast Step	





PART NO.	ITEM	
090-30007-00	Low Mount Mud Flap Bracket	
090-10019-00	Univeral Suspension Spacer (96"w trailer)	
090-10019-01	Univeral Suspension Spacer (102"w trailer)	

PART NO.	ITEM	Tie Downs
090-20003-00	Floor Tie Down Assembly	
090-10337-00	Removeavble Aluminum Extruded Tie Down (Note: will accomodate flat end strap hooks)	

PART NO.	ITEM	Load Strap Hangar
090-20004-00	Extruded Strap Hangar (<i>East Intregrated Rail</i>)	
090-30052-00	Extruded Strap Hangar (<i>Double "L" Winch Track</i>)	
569-25302-00	Sliding "J " Hook (East Intregrated Rail)	

PART NO.	ITEM	Sliding Strap Winches
569-25382-00	East Sliding Winch (<i>East Intregrated Rail</i>)	
569-25182-00	Sliding Winch (<i>Double "L" Winch Track</i>)	
569-25300-00	Three Bar Winch Low Profile	
569-25301-00	Three Bar Winch Standard Profile	

PART NO.	ITEM	Winch Load Straps
569-25400-11	4" Wide x 30ft Long Load Winch Strap w/ Flat End Hook	
569-25200-11	2" Wide x 27ft Long Load Winch Strap (used w/ 2" ratchet)	
569-05007-11	2" Wid Ratchet Winch Strap Complete Assembly	
569-05008-11	4" Wide Ratchet Winch Strap Complete Assembly	





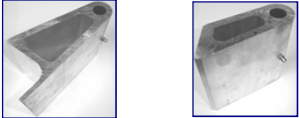



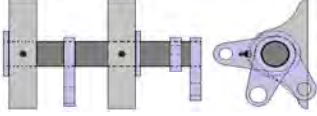




PART NO.	ITEM	Misc Load Tie Down
569-25708-11	Chrome Winch Bar	
569-25709-11	Chrome Winch Bar (Ratchet Binder use also)	
557-05181-04	45ft Double "L" Winch Track	
557-05054-02	Winch Track Hangar (East Platform Radius Crossmember)	

PART NO.	ITEM	Cross Tube /Spring Brace
066-10035-00	Upper Cross Tube Mounting Bracket	
066-10036-00	Lower Cross Tube Mounting Bracket	
066-10043-03	84" Cross Tube (96"w Trailers)	
066-10043-04	90" Cross Tube (102"w Trailers)	
516-05006-00	Spring Stl Cross Brace (Genesis Trailers)	(see page 39 for kit)
516-05006-01	Spring Stl Cross Brace (Sheet & Post Trailers)	(see page 39 for kit)

PART NO.	ITEM	Bulkhead
060-30018-03	Bulkhead Catwalk with Hand Rail (1)	
065-30005-00	Bulkhead Ladder (2)	
066-10063-00	Inner Ladder Mounting Gusset (3)	
066-10063-01	Outer ladder Mounting Gusset (4)	
564-05020-00	1-1/4" Gray Ladder Grip (2per ladder) (5)	
065-30006-20	Hydraulic Hose Hanger (2 hose) (6)	
066-20014-00	Hydraulic Coupler Plate	

PART NO.	ITEM	Fifthwheel
069-30003-00	Tipper Hat-Box Fifth Wheel Plate Assembly	
066-30031-00	96"w Unloader Fifth Wheel Plate Assembly	
066-30030-00	102"w Unloader Fifth Wheel Plate Assembly	

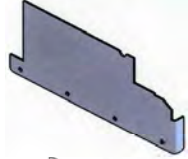
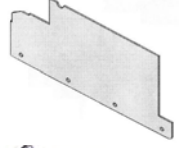
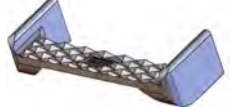
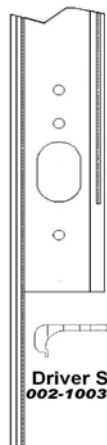
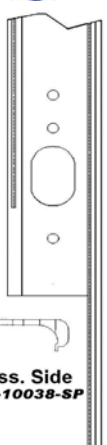
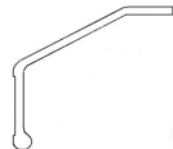






PART NO.	ITEM	Landing Gear
066-10001-00	Mounting Bracket (Holland Dollies) (1)	
066-10038-00	Mounting Bracket Gusset (5 req) (2)	
066-10012-00	Mounting Angle (4 req) (3)	
526-05033-06	Dollie Brace (2req) (4)	
066-10104-01	Dollie Crossmember (96"w trailer) (5)	
066-10104-02	Dollie Crossmember (102"w trailer)	
Bottom Unloader Rail (see vol 4 W.F. body parts) (6)		
066-10087-01	Cross Brace (96"w trailer) (7)	
066-10087-02	Cross Brace (102"w Trailer)	
Body Crossmembers (see vol 4 W.F. body parts) (8)		
066-10381-00	Outboard Mount Bracket (Jost Landing Gear)	
066-10382-00	Doubler Plate Reinforcement (Jost Landing Gear)	

PART NO.	ITEM	Trailer Rear
069-10033-00	45 Degree Mud Flap Bracket	
553-05020-00	Steel Tow Hook	
566-05506-00	Laminated Dock Bumper	
PART NO.	ITEM	TAILGATE
552-05008-02	Top Passenger Side Overslung Hinge. (pictured)	
552-05009-02	Top Driver Side Overslung Hinge.	
552-05006-03	Two Way Overslung (pass side) Hinge	
552-05007-03	Two Way Overslung (driver side) Hinge	
540-05150-12	15 1/2" x 3/4" Bolt	
540-14000-12	3/4" Hex Nut	
566-05012-00	Overslung Hinge Pin	
044-20031-00	Pocket Extruded Side Swing Hinge	
044-20032-00	Gate Extruded Side Swing Hinge	
566-15010-02	3/4" x 11-3/4" Hinge Pin	
566-15010-04	3/4" x 17-1/2" Hinge Pin	
566-15010-06	3/4" x 24" Hinge Pin	
542-09032-03	Safety Hair Pin Clip	
099-30843-01	Tailgate Linkage	
044-20040-00	Mid Mount Hook & Latch	
552-25002-00	Bottom Hook & Latch	
066-20035-00	Mech. Gate Hardware Bar (sub assy) Hinges DR	
066-20035-01	Mech. Gate Hardware Bar (sub assy) Hinges PS	
066-20036-00	Mech. Gate Hardware Handle Assy. Hinges DR	
066-20036-01	Mech. Gate Hardware Handle Assy. Hinges PS	
066-20038-00	.625" x 95" Pocket Linkage Rod Assembly	
066-20038-02	.625" x 82" Pocket Linkage Rod Assembly	
066-20038-04	.625" x 98" Pocket Linkage Rod Assembly	
066-20038-05	.625" x 101" Pocket Linkage Rod Assembly	
066-20039-01	.75" x 100" Floor Linkage Rod Assembly	
066-20039-02	.75" x 112" Floor Linkage Rod Assembly	
069-20004-00	100" Gate in Gate Ladder	
069-10012-00	Outer Gate Winder Plate (gate in gate)	
558-05131-00	Cast Weld On Step	
558-05115-00	Cast Weld On Tarp Hook	
557-05027-01	Extruded Aluminum Chain Keyhole	

PART NO.	ITEM	TOP T.G.HARDWARE
033-10016-00	Extruded Top Hinge (Genesis Style Gate)	
033-10041-00	Driver Side Overslung Hinge Block (outboard)	
033-10042-00	Pass Side Overslung Hinge Block (outboard)	
552-05016-00	Driver Side Side Swing Hinge Block (outboard) w/ Internal Ground Control	
033-10043-00	Passenger Side Overslung Hinge (outboard)	
033-10044-00	Driver Side Overslung Hinge (outboard)	
033-10045-00	Overslung Hinge Pin	
552-05020-00	Overslung Side Swing Hinge (outboard)	

PART NO.	ITEM	BOTTOM T.G. HDWE
071-20144-00	Bottom Hook & Latch Assy. (outboard)	
099-30844-00	Genesis Linkage Assembly	
071-20033-00	Pass. Side Hook & Latch Assy. Genesis Tipper	
071-20034-00	Driver Side Hook & Latch Assy. Genesis Tipper	
Note: Pass.& Driver Side due to grease zerk location.		
071-10015-00	Tailgate Pin	
071-20031-00	071-10015-00 Pass. Side W/ Mtg Plate Attached	
071-20032-00	071-10015-00 Driver Side W/ Mtg Plate Attached	

PART NO.	ITEM	T.G. SAFETY HDWE
566-15009-00	Genesis Tailgate Winder	
566-05016-00	8" Winder Block (Fall Away Type / Outboard Genesis)	
558-05088-05	Bracket Extrusion (Tailgate Bottom Genesis Trailer)	

PART NO.	ITEM	BODY HARDWARE
000-10003-00	Driver Side Mud Flap Bracket (inboard) w/ Extruded Skirt - floor mount	
000-10003-01	Passenger Side Mud Flap Bracket (inboard) w/ Extruded Skirt - floor mount	
558-05131-00	Weld-On Step	
002-10038-SP	Pass. Side Reinforcement Pocket Extrusion	  <p>Driver Side 002-10039-SP</p> <p>Pass. Side 002-10038-SP</p>
002-10039-SP	Driver Side Reinforcement Pocket Extrusion	
557-05237-00	60"L Side Skirt Extrusion	 
557-05237-01	88-1/2" Side Skirt Extrusion	
557-05237-02	16ft Side Skirt Extrusion	
557-05246-SP	Top Rail OUTBOARD Genesis Dump (Specify length for complete part number)	
557-05258-SP	Bottom Rub Rail OUTBOARD Genesis Dump (Specify length for complete part number)	
557-05221-SP	Bottom Rub Rail INBOARD Genesis Dump (Specify length for complete part number)	
557-05278-SP	Top 4-1/2" Rail INBOARD Genesis Dump (Specify length for complete part number)	
557-35222-SP	3 Void .105 Extruded Side Panel	
557-35223-SP	3 Void .140 Extruded Side Panel	
557-35224-SP	3 Void .180 Extruded Side Panel (Specify length for complete part number)	

OUTBOARD SIDE SWING

PART NO.	ITEM	
552-05020-00	Two Way Hinge Pass Side (1st generation)	
540-05150-12	15" x 3/4" Bolt	
540-14000-12	3/4" USS Hex Nut	
033-10045-00	Overslung Hinge Pin	
033-20030-00	Pocket Side Swing Hinge (1st generation)	
033-20031-00	Gate Side Swing Hinge (1st generation)	
566-15010-02	12" side swing pin	
076-20004-00	Top Steel Hinge Assembly PS (Outboard & Hybrid)	
076-20004-01	Top Steel Hinge Assembly DS (Outboard & Hybrid)	
540-15160-16	1" x 15" Bolt	
540-14000-16	1" USS Hex Nut	
076-20005-00	Top Aluminum Gate Hinge (Outboard & Hybrid)	
076-20003-00	Aluminum Gate Pocket Hinge (Outboard & Hybrid)	
076-20002-00	Aluminum Gate Bottom Hinge (Outboard & Hybrid)	
033-10285-00	Gate Riser Assist Block	
044-20042-00	Gate Riser Assembly	

OUTBOARD SIDE SWING contd.

PART NO.	ITEM	
033-10133-SP	Pass. Side Outbd Pocket Overslung Side Swing (Lengths vary - Measure length for proper application)	
033-10133-SP	Pass. Side Outbd Pocket Overslung Side Swing (Lengths vary - Measure length for proper application)	
033-10285-00 044-20042-00	Tailgate Riser Assist (for OB side swing gates) Gate Riser	

OUTBOARD TAILGATE EXTRUSIONS

PART NO.	ITEM	
557-05268-00 557-05268-01	Bottom Genesis Tailgate Extrusion 100.5" L Bottom Genesis Tailgate Extrusion 104" L	
557-05272-SP	Vertical Genesis OB Tailgate Extrusion	


SMOOTH SIDE TIPPER TAILGATE

PART NO.	ITEM	
557-05229-03	Tipper Tailgate Extrusion 120"	
071-20055-00	Tipper Tailgate Top Hinge (no notch) Assembly	

INTERNAL GROUND CONTROL ASSEMBLIES

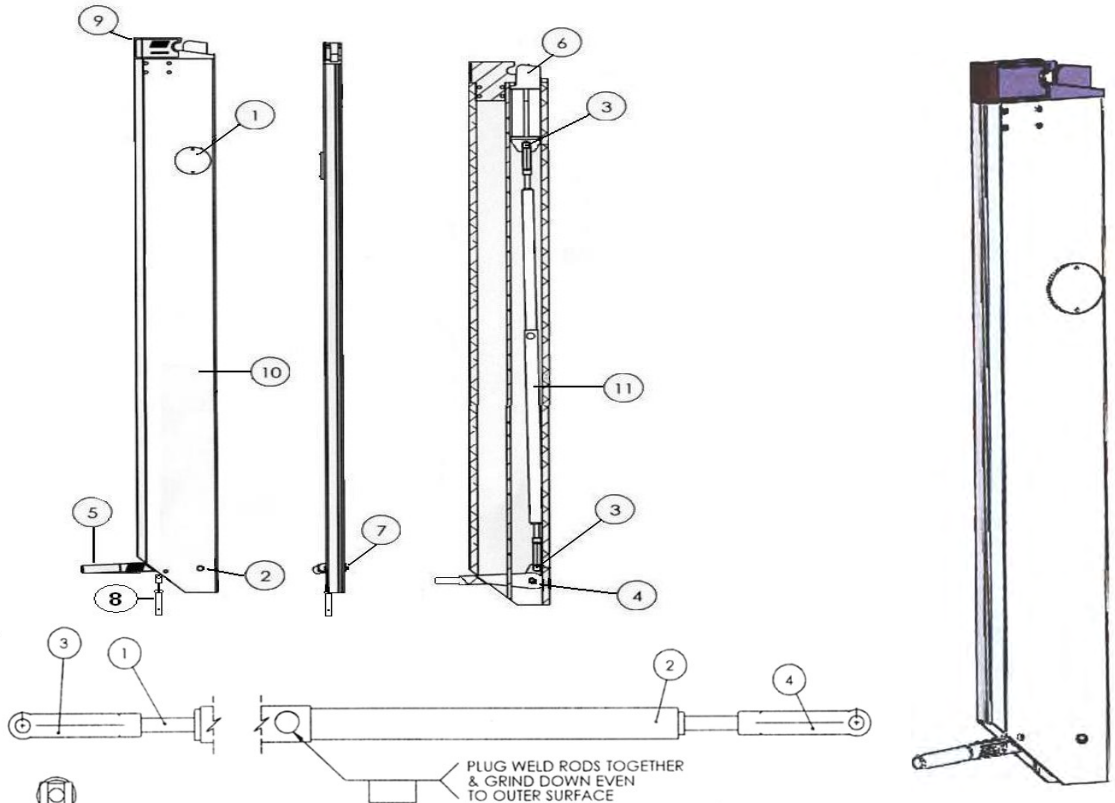
OUTBOARD GENESIS

PART NO.	ITEM	DESCRIPTION
033-10151-00	1	Access Hole Cover
033-10131-00	2	Clevis Pin
033-10129-00	3	19/32" x 1-11/16" Fabricated Pin
033-10130-00	4	Handle Bushing
558-05011-00	5	Ground Control Handle
558-05012-00	5	Offset Ground Control Handle
033-20032-00	6	Upper Arm & Sleeve
542-08002-15	7	1/8" x 1-1/2" Cotter Pin
033-10132-00	8	Quick Release Pin
552-05016-00	9	Driver Side Hinge Block
033-10134-SP	10	Driverside Outboard Pocket (lengths vary)



033-30021-SP

11

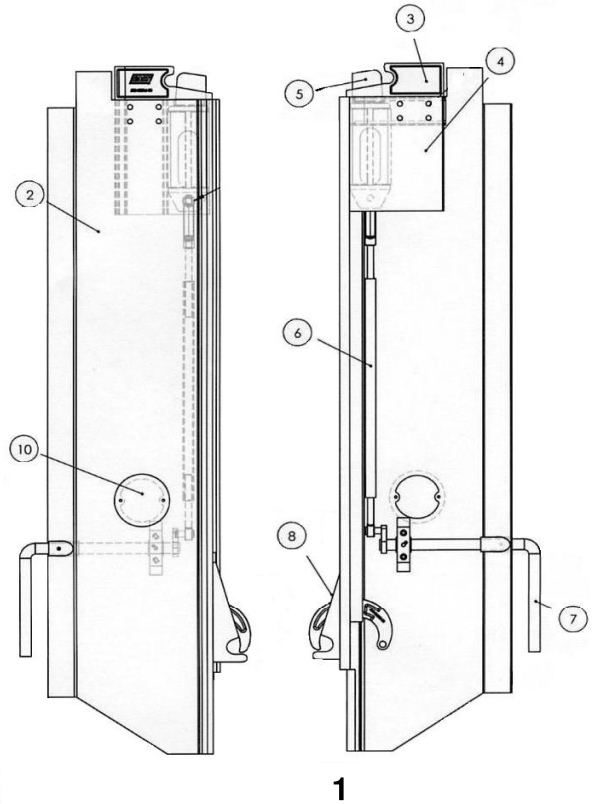


ITEM	PART NUMBER	DESCRIPTION
1	033-20026-00	OUTER LINKAGE ASSEMBLY
2	033-20027-00	INNER LINKAGE ASSEMBLY
3	544-05213-10	5/8" LH FORK TYPE CLEVIS
4	544-05210-10	5/8" FORK TYPE CLEVIS

INTERNAL GROUND CONTROL ASSEMBLIES

INBOARD GENESIS

PART NO.	ITEM	DESCRIPTION
002-10078-SP	1	Pocket Extrusion (lengths vary)
002-10077-SP	2	DS Outer Pocket (lengths vary)
002-10080-00	3	DS Hinge Block
002-10081-00	4	Arm & Sleeve Guide
033-20032-00	5	Upper Arm & Sleeve
002-20018-SP	6	Linkage Rod Assy (lengths vary)
002-20019-00	7	Handle Assy. (see figure 1)
552-25002-00	8	Hook & Latch Assy.
002-10083-00		Top Cover Plate
002-10084-00	10	Cover Plate



Note: "SP" represents specify lengths due to different side heights of trailers.

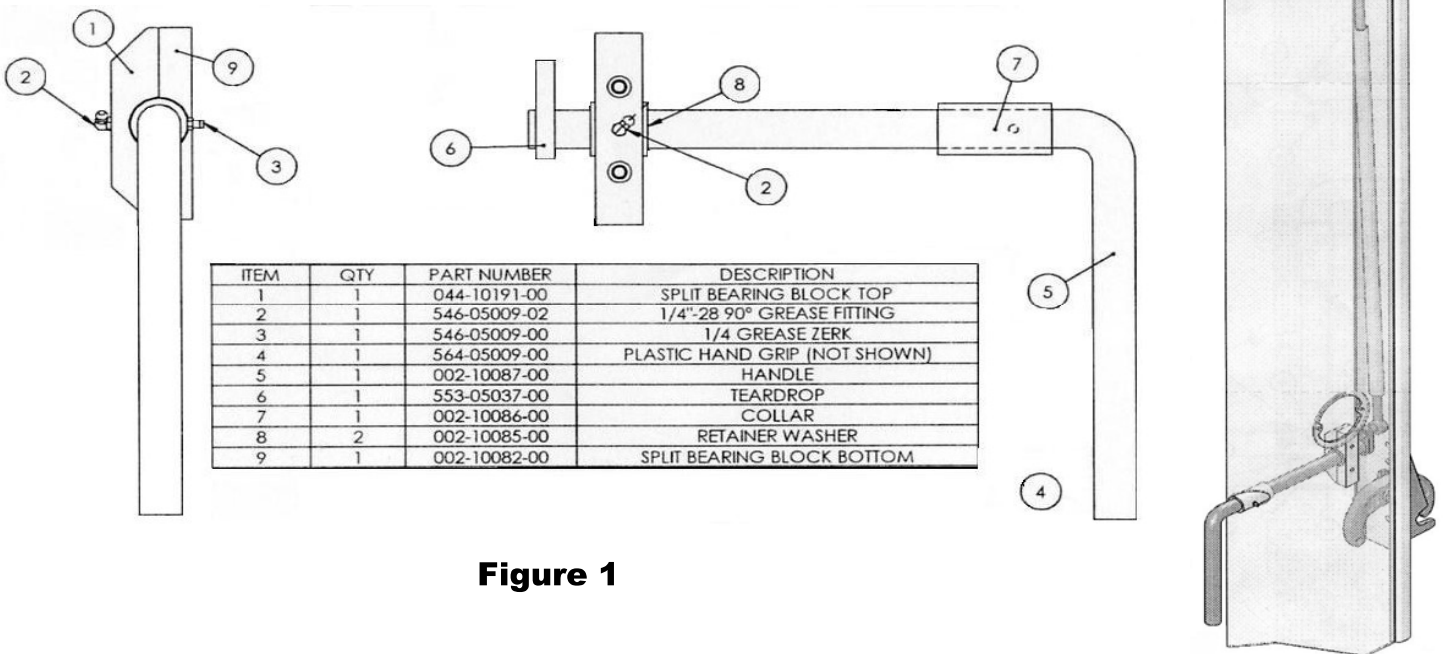


Figure 1

PART NO.	ITEM	TOP T.G. HDWE
033-10041-00	Genesis Out Board Overslung Hinge Driver Side	
033-10042-00	Genesis Out Board Overslung Hinge Passenger Side	
033-10043-00	Overslung Hinge Out Board Genesis Pass Side	
033-10044-00	Overslung Hinge Out Board Genesis Driver Side	
018-10019-00	Pass Side Hinge Block w/ cut out for P.S. Side Swing	
018-10020-00	Dr Side Hinge Block w/ cut out for P.S. Side Swing	
033-10045-00	Overslung Hinge Pin (Outbd Genesis)	

PART NO.	ITEM	BOTTOM T.G. HDWE
552-25001-00	Bottom Hook & Latch Assembly	
099-30843-01	Tailgate Linkage Assembly	
566-15001-00	Tailgate Safety Winder (winder only)	
044-10168-00	Tailgate Winder Bracket	
033-10095-00	Tailgate Winder Bracket Spacer	
557-05088-01	Tailgate Winder Body Bracket	
544-05518-00	2-1/2" x 5/8" Pin (winder pin)	
542-09032-03	Hair Pin Safety Clip	

Genesis Hybrid Standard Side Swing Kit (Pass Side)

Illustration 1



Illustration 6



Illustration 2



Illustration 5



Illustration 3



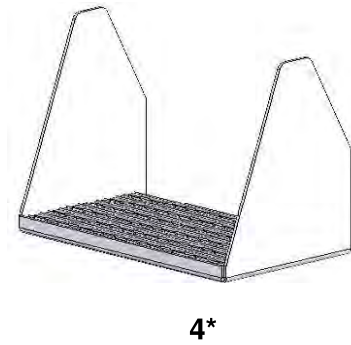
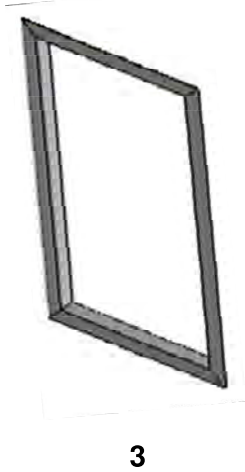
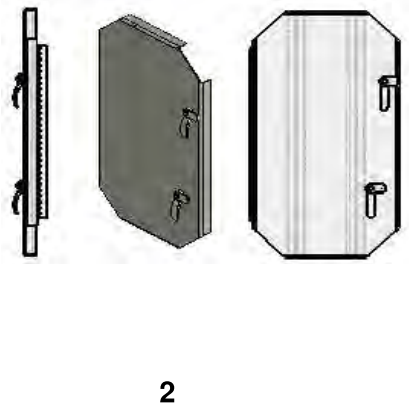
Illustration 4



Genesis Hybrid Tailgate Side-Swing Parts Listing

QUANTITY	ILLUSTRATION #	PART NUMBER	DESCRIPTION
1	1	076-20004-00	Two-Way Top Hinge Assembly(PS) (shown)
1	1	076-20004-01	Two-Way Top Hinge Assembly (Dr Side)
1	1	076-20005-00	Top Gate Hinge (aluminum gate)
1	1	018-10019-00	Pass Side Hinge Block cut out for P.S. Swing
1	1	540-15160-16	15" x 1" USS Bolt
1	1	540-14000-16	1" USS Hex Lock Nut
1	2	076-20002-00	Bottom Gate Hinge (aluminum gate)
1	2	076-20003-00	Bottom Pocket Hinge (aluminum gate)
1	2	566-15010-02	11-3/4" x 3/4" Side Swing Pin
1	2	542-09032-03	Safety Clip
2	2	545-05001-00	2-1/4"od x 1-3/16" id x 1/4" thk Washer
1	3		Spreader Chain Mounting Gusset
1	3	044-20003-00	40" Spreader Chain
1	3	540-05015-08	1-1/2 x 1/2" USS Bolt
1	3	540-11000-08	1/2" USS Hex Nut
1	3	540-03000-08	1/2" Lock Washer
1	3	558-05115-00	Cast Aluminum Tarp Hook
1	4	557-05027-01	Extruded Chain Keyhole
1	5	044-20043-00	Overslung Side Swing Pin
1	5	044-20044-00	Safety Lynch Pin Clip
1	5	018-10020-00	Dr Side Hinge Block cut out for P.S. Swing
1	6	033-10140-00	Single Pin Holder

Genesis Hybrid Bulhead Man Door Kit 019-20002-50



Genesis Hybrid Man Door Parts Listing

QUANTITY	PART NUMBER	DESCRIPTION
1	019-20002-00	Door Assembly (item 2)
1	043-20037-01	Door Frame (item 3)

019-20002-00 DOOR ASSEMBLY PARTS LIST		
1	019-10005-00	Door Only
2	043-10106-01	Door Support
1	712-10048-02	Hinge, 23" Stainless Steel
2	546-05037-00	Closure Handle (item 1)
2	540-05020-08	Bolt, 1/2"-20 x 1-1/2" GR5 zinc plated / hex head
2	540-02000-08	Washer, 1/2" SAE Flat
2	540-16000-08	1/2" Nylock Nut zinc plated

1	019-20006-00	Hybrid Man Door Step Assy (item 4) (*optional)
1	546-05011-00	Hybrid Man Door Grab handle (item 5) (*optional)
4	542-11125-04	Counter Sunk 1/4" x 1-1/4" Stainless Screw
4	542-14000-04	1/4" Nylok Stainless Lock Nut

COAL DOOR ASSEMBLIES

018-20004-00		ITEM	QTY	PART NO.	DESCRIPTION
12" Hybrid Coal Door Assembly					
	1	1	033-10104-00	Door 12" Frame	
	2	1	033-10102-01	Top Cap 12" Door	
	3	2	033-10013-00	Bearing Block Spacer	
	4	2	044-10192-00	Split Bearing Bottom	
	5	2	044-10191-00	Split Bearing Top	
	6	1	044-20014-12	12" Coal Door Handle	
	7	2	044-30007-00	Coal Door Linkage	
	8	1	033-10139-00	Stop Pad	
	9	1	044-10011-00	Coal Door Stop	
	10	4	542-14015-08	1/2-13 x 1-1/2 SHCS	
	11	2	546-05009-00	1/4" Grease Zerk	
	12	1	044-10256-00	Bolt Flow Control	
	13	1	546-05045-00	Actuation Handle	
	14	1	544-05500-10	5/8" Clevis Pin	
	15	2	542-08002-15	1/8" x 1-1/2" Cotter Pin	
	16	1	018-10012-01	Reinforcement	
	17	1	018-20007-00	Slider Ass'y 12" Door	
	18	2	558-05125-00	Coal Door Eyelets	

018-20005-00		ITEM	QTY	PART NO.	DESCRIPTION
20" Hybrid Coal Door Assembly					
	1	1	033-20020-00	Door 20" Frame	
	2	1	033-10102-01	Top Cap 20" Door	
	3	1	018-20007-01	Slider assy 20" Door	
	4	2	033-10013-00	Bearing Block Spacer	
	5	2	044-10192-00	Split Bearing Bottom	
	6	2	044-10191-00	Split Bearing Top	
	7	1	018-20008-00	Hybrid 20" Handle	
	8	2	044-30007-00	Cold Door Linkage	
	9	1	033-10139-00	Stop Pad	
	10	1	044-10011-00	Coal Door Stop	
	11	4	542-14015-08	1/2-13 x 1-1/2 SHCS	
	12	2	546-05009-00	1/4" Grease Zerk	
	13	1	544-05500-10	5/8" Clevis Pin	
	14	2	542-08002-15	1/8" x 1-1/2" Cotter Pin	
	15	2	002-10104-00	Plate Spacer	
	16	1	002-10014-00	Actuation Handle	
	17	1	044-10256-00	Control Flow Bolt	
	18	1	044-20077-00	Stiffener 20" Door	
	19	1	18-10012-01	Reinforcement	
	20	2	558-05125-00	Coal Door Eyelets	

044-30007-00 Coal Door Linkage

558-05125-00 Coal Door Eyelet

044-10191-00 Split Bearing Block - Top Half

044-10192-00 Split Bearing Block - Bottom Half

542-14015-08 1/2-13 x 1-1/2" SHCS Allen Head Bolt Stainless

546-05009-00 1/4" Straight Grease Zerk

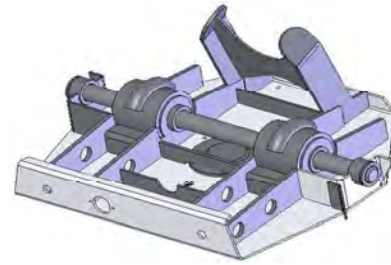
044-10256-00 Bolt Control Flow

546-05045-00 Actuation Handle

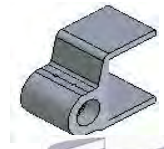


PART NO.	ITEM	HARDWARE
----------	------	----------

- 016-30001-00 Hybrid Upper Fifthwheel Coupler
- 080-20016-03 Coupler Pin
- 545-05005-00 3"OD x 2-1/8"ID x 1/4"THK Retainer Washer



- 566-05052-04 Aluminum Draft Arm End Coupler



- 016-10014-00 Draftarm Guide



- 016-10015-00 Receiver for Draftarm Guide



- 119-10072-00 Manifold Air Bracket

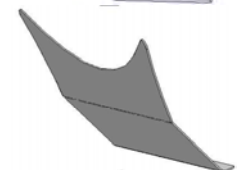


PART NO.	ITEM	HARDWARE
----------	------	----------

- 016-10058-00 Bracket, Anti-Sail with East Burnout



- 016-10041-00 Hybrid Front Sub-Frame Skirt



- 546-05011-00 Hybrid Mandoor Bolt on Grab Handle
- 542-11125-04 Counter Sunk Stainless 1/4" X 1-1/4" Screw (4)
- 542-14000-04 Stainless Nylok Hex Nut 1/4" (4)

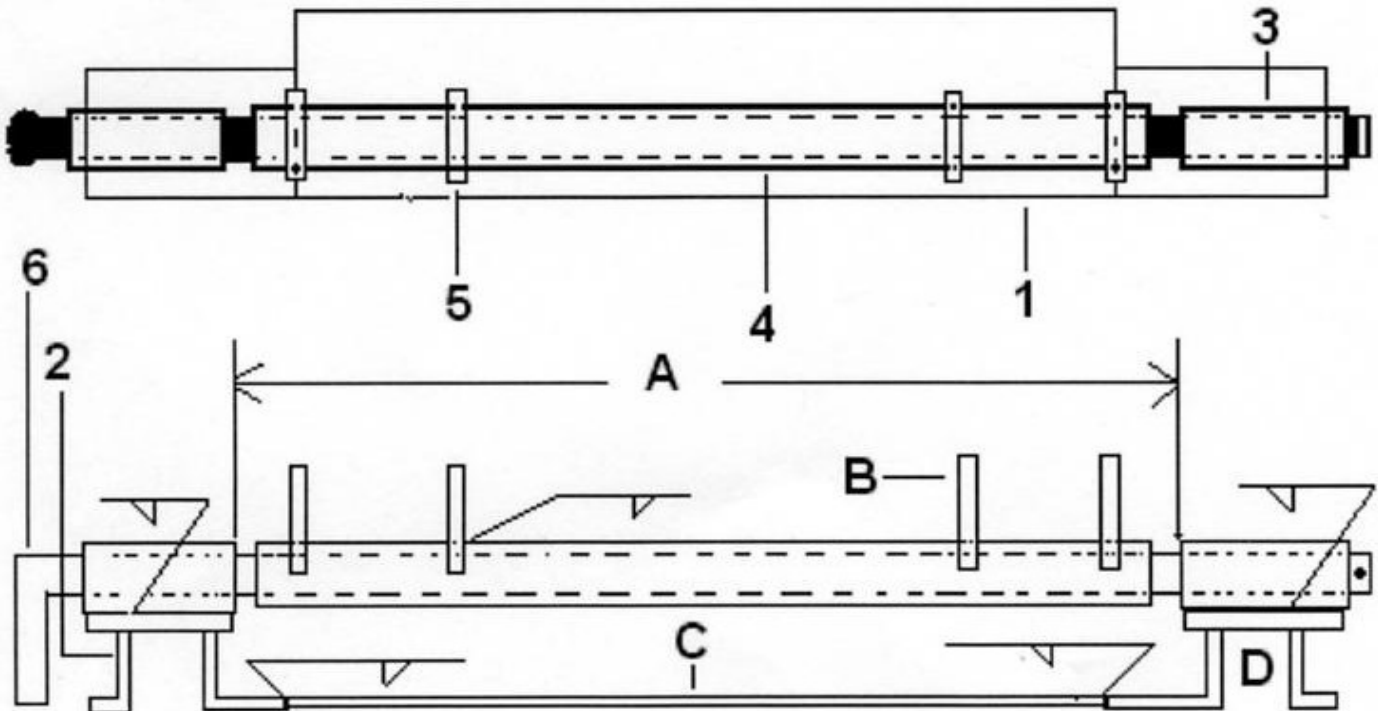


SLIDING FIFTH WHEEL LOCKING KIT

PART NUMBER 099-30850-01

PARTS LISTING

PART NUMBER	QTY	ITEM NO.	DESCRIPTION
099-10754-03	1	1	Mounting Plate
099-20750-02	2	2	Pedestal Mounting Assembly
099-10754-02	2	3	Pedestal Mount Tube
099-10754-01	1	4	Cross Tube
099-10754-00	4	5	Mounting Gussets
099-20750-01	1	6	Locking Pin & Handle Assembly
542-06002-00	1	not shown	#12 x 3/4" Tek Screw
542-09032-03	1	not shown	3/16" x 3-1/4" Long Safety Clip
543-05007-00	6"	not shown	Fixture Chain
545-05002-00	1	not shown	2.5"OD x 1.5"ID x .25 THK Washer



NOTES:

- A Dimension to allow fifth wheel tilt clearance.
- B Gussets to be welded underside of fifth wheel.
- C Plate welded to sliding fifth wheel assembly.
- D Pedestal mounted over sliding fifth wheel track.

BULKHEAD MANDOOR S & P / GENESIS TRAILERS

PART NUMBER 043-20036-51

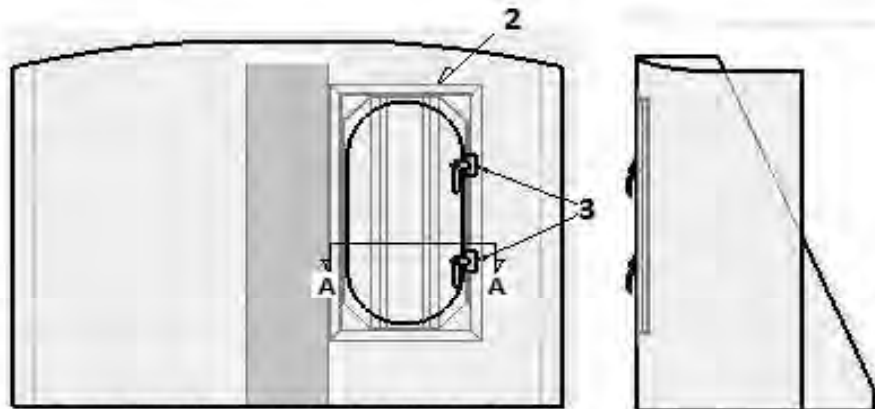
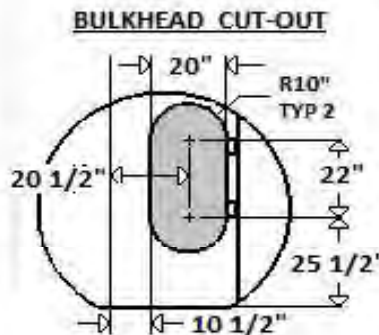
PARTS LISTING

PART NUMBER	QTY	DESCRIPTION
043-10105-00	1	Door
043-10106-00	2	Door Support
043-20037-00	1	Door Frame
546-05037-00	2	Door Handle
540-05020-08	2	Bolt 1-1/2"-13 x 1/2" GR5
540-02000-08	2	Flat Washer SAE 1/2"
540-16000-08	2	Nylok Lock Nut 1/2"-13
033-10139-00	2	Door Wear / Stop Pad
712-10048-00	1	33-3/4" Aluminum Piano Hinge
564-05023-00	14'	Door Weather Seal

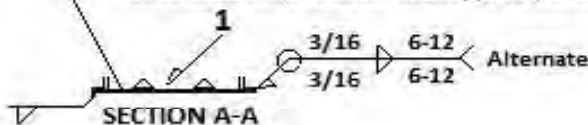


Bulkhead Man Door Mounting Instructions

PART NUMBER	ITEM	QTY	DESCRIPTION
043-20036-00	1	1	ASSEMBLY MANDOOR
043-20037-00	2	1	FRAME, MANDOOR
033-10139-00	3	2	ALUMINUM STOP PAD



Center Frame About the Cut-Out; Weld as Noted
 install door; weld as noted; Install Waterseal
 continue Bulkhead Bands and supports per standard.



SPREADER CHAIN KIT

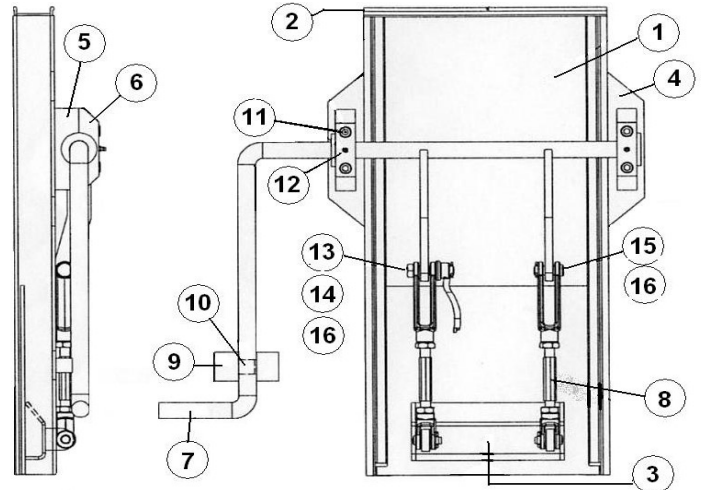
KIT NO. 099-30817-00

Part No.	Qty.	Description	Part No.	Qty.	Description
044-20003-40	2	40" Spreader Chain	558-05105-00	2	Aluminum Tarp Hook
540-05015-08	2	1/2"-20 x 1 1/2" Bolt	044-10027-00	2	3/8" Aluminum Retainer Angles
540-01000-08	2	1/2"-20 Hex Nut	044-10005-00	2	Tailgate Gusset with Hole
540-02000-08	2	1/2" Flat Washer	557-05027-01	2	Aluminum Chain Keyhole
540-03000-08	2	1/2" Lock Washer	564-05021-01	2	Perforated Chain Guard

GENESIS STYLE TAILGATE COAL DOOR KIT

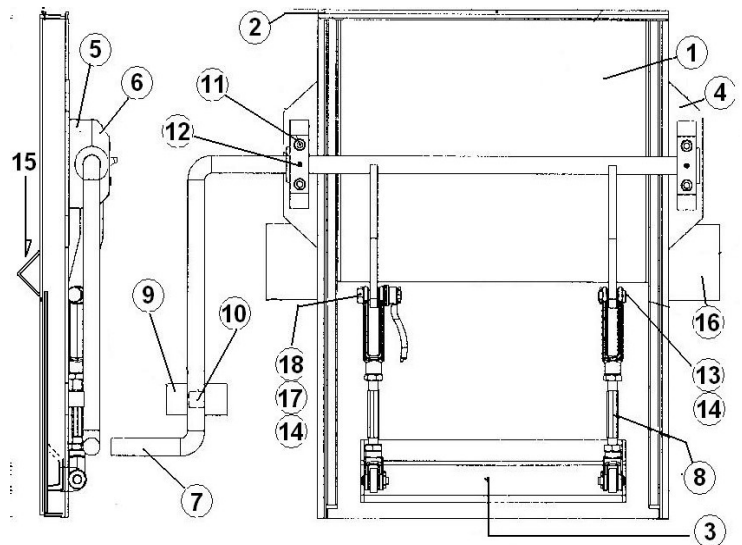
002-20025-12 Coal Door Kit 12"w

ITEM	QTY	PART NO.	DESCRIPTION
1	1	033-10104-00	12" Coal Door Extrusion
2	1	033-10102-01	Top Cap for 12" Coal Door
3	1	002-20002-00	Slider Assy., 12" Coal Door
4	2	033-10013-00	Bearing Block Spacer
5	2	044-10192-00	Split Bearing Block Bottom
6	2	044-10191-00	Split Bearing Block Top
7	1	044-20014-12	12" Coal Door Handle (dbl lug)
8	2	044-30007-00	Coal Door Linkage Assy.
9	1	033-10139-00	Coal Door Stop Pad
10	1	044-10011-00	Coal Door Stop
11	4	542-14015-06	3/8-13 x 1-1/2 SHCS
12	2	546-05009-00	1/4" Grease Zerk
13	1	044-10256-00	Bolt, Flow Control
14	2	546-05045-00	Actuation Handle
15	1	544-05500-10	5/8" Clevis Pin
16	2	542-08002-15	1/8" x 1-1/2" Cotter Pin



002-20026-20 Coal Door Kit 20"w

ITEM	QTY	PART NO.	DESCRIPTION
1	1	033-20020-00	20" Coal Door Extrusion
2	1	033-10102-00	Top Cap for 20" Coal Door
3	1	002-20002-01	Slider Assy., 20" Coal Door
4	2	033-10013-00	Bearing Block Spacer
5	2	044-10192-00	Split Bearing Block Bottom
6	2	044-10191-00	Split Bearing Block Top
7	1	044-20014-20	20" Coal Door Handle (dbl lug)
8	2	044-30007-00	Coal Door Linkage Assy.
9	1	033-10139-00	Coal Door Stop Pad
10	1	044-10011-00	Coal Door Stop
11	4	542-14015-06	3/8-13 x 1-1/2 SHCS
12	2	546-05009-00	1/4" Grease Zerk
13	1	544-05500-10	5/8" Clevis Pin
14	2	542-08002-15	1/8" x 1-1/2" Cotter Pin
15	1	044-20077-00	Stiffener, 20" Coal Door
16	2	002-10104-00	Plate, Spacer
17	1	546-05045-00	Actuation Handle
18	1	044-10256-00	Bolt, Flow Control



CAST ALUMINUM HINGE SIDE SWING KITS

KIT PART NUMBER 099-30820-03

3 HINGE KIT

PART NO	QTY.	DESCRIPTION	PART NO	QTY.	DESCRIPTION
558-05171-00	3	Gate Hinge	540-05015-08	1	1/2" X 1 1/2" SAE BOLT
558-05172-00	3	Body Hinge	044-20003-40	1	40" Spreader Chain
044-10004-00	1	Gusset (with hole)	540-05045-08	2	1/2-20 x 4 1/2" CS Bolt
044-10005-00	2	Gusset (without hole)	542-09032-03	6	3/16" Pin Safety Clip
044-20030-00	1	Nut & Handle	044-20042-00	1	Gate Guide Assembly
566-05007-00	1	Threaded Top Pin	566-15010-00	3	3/4" Side Swing Pin
540-01000-08	3	1/2-20 Hex Nut	557-05027-01	1	Key Hole Chain Lug
540-02000-08	3	1/2 SAE Flat Washer	558-05105-00	1	Tarp Hook
540-03000-08	3	1/2 Lock Washer	044-10028-04	1	Hinge Pin Holder
566-15012-00	2	5/8" Side Swing Pin			

KIT PART NUMBER 099-30820-04

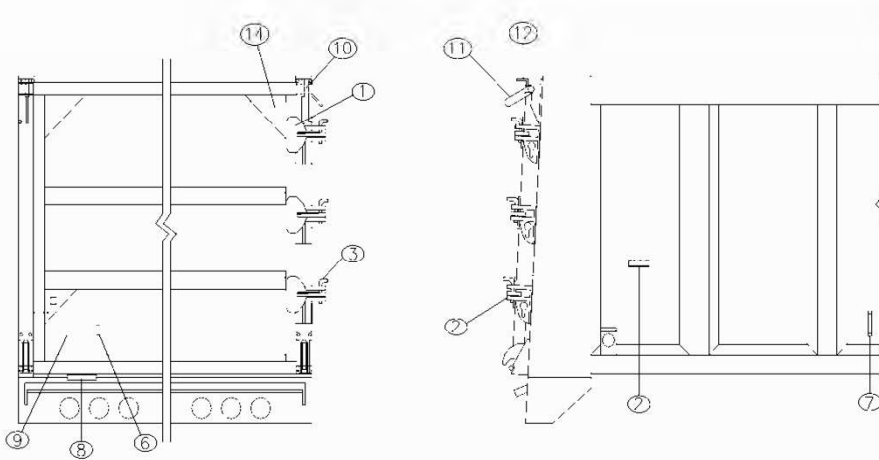
4 HINGE KIT

PART NO	QTY.	DESCRIPTION	PART NO	QTY.	DESCRIPTION
558-05171-00	4	Gate Hinge	540-05015-08	1	1/2" X 1 1/2" SAE BOLT
558-05172-00	4	Body Hinge	044-20003-40	1	40" Spreader Chain
044-10004-00	1	Gusset (with hole)	540-05045-08	2	1/2-20 x 4 1/2" CS Bolt
044-10005-00	2	Gusset (without hole)	542-09032-03	7	3/16" Pin Safety Clip
044-20030-00	1	Nut & Handle	044-20042-00	1	Gate Guide Assembly
566-05007-00	1	Threaded Top Pin	566-15010-00	4	3/4" Side Swing Pin
540-01000-08	3	1/2-20 Hex Nut	557-05027-01	1	Key Hole Chain Lug
540-02000-08	3	1/2 SAE Flat Washer	558-05105-00	1	Tarp Hook
540-03000-08	3	1/2 Lock Washer	044-10028-04	1	Hinge Pin Holder
566-15012-00	2	5/8" Side Swing Pin			

KIT PART NUMBER 099-30820-05

5 HINGE KIT

PART NO	QTY.	DESCRIPTION	PART NO	QTY.	DESCRIPTION
558-05171-00	5	Gate Hinge	540-05015-08	1	1/2" X 1 1/2" SAE BOLT
558-05172-00	5	Body Hinge	044-20003-40	1	40" Spreader Chain
044-10004-00	2	Gusset (with hole)	540-05045-08	2	1/2-20 x 4 1/2" CS Bolt
044-10005-00	2	Gusset (without hole)	542-09032-03	8	3/16" Pin Safety Clip
044-20030-00	1	Nut & Handle	044-20042-00	1	Gate Guide Assembly
566-05007-00	1	Threaded Top Pin	566-15010-00	5	3/4" Side Swing Pin
540-01000-08	3	1/2-20 Hex Nut	557-05027-01	1	Key Hole Chain Lug
540-02000-08	3	1/2 SAE Flat Washer	558-05105-00	1	Tarp Hook
540-03000-08	3	1/2 Lock Washer	044-10028-04	1	Hinge Pin Holder
566-15012-00	2	5/8" Side Swing Pin			



ITEM	PART NO.	DESCRIPTION
1	558-05171-00	Gate Hinge
2	558-05172-00	Body Hinge
3	566-15010-00	3/4" Hinge Pin
4	542-09032-03	Safety Hair Pin Clip
5	044-10028-04	Hinge Pin Holder
6	558-05115-00	Cast Tarp Hook
7	557-05027-01	Aluminum Keyhole
8	044-20042-00	Gate Guide
9	044-20003-40	40" Spreader Chain
10	566-05007-00	Threaded Top TG Pin
11	044-20030-00	Thd Nut & Handle
12	566-15012-00	5/8" 90 deg Top Pin
13	044-10004-00	Gusset (with hole)
14	044-10005-00	Gusset (w/o hole)

EXTRUDED ALUMINUM SIDE SWING KITS (Std. Top Hinge)

KIT PART NUMBER 099-30820-22

2 HINGE KIT

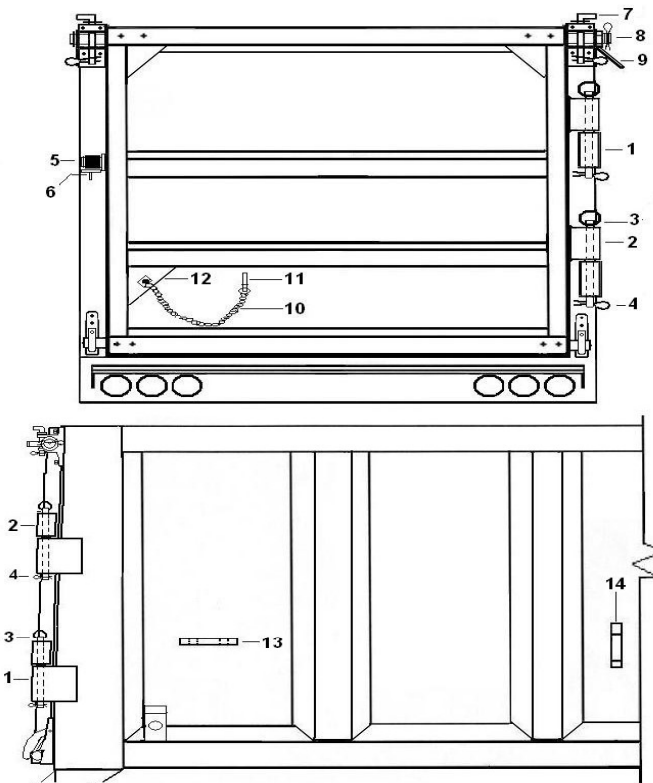
(kit shown in diagram)

PART NO	QTY.	DESCRIPTION	PART NO	QTY.	DESCRIPTION
044-20031-00	2	Extruded Hinge (Body)	044-10004-00	1	Tailgate Gusset (with hole)
044-20032-00	2	Extruded Hinge (Gate)	044-10005-00	1	Tailgate Gusset (w/o hole)
566-15010-02	2	3/4" x 12" Hinge Pin	044-10028-02	1	Hinge Pin Storage Holder
542-09032-03	5	3/16" Safety Hair Pin Clip	044-20003-40	1	40" Spreader Chain
545-05016-00	2	Shim Washer	558-05115-00	1	Cast Tarp Hook
566-05007-00	1	Threaded Top Pin	540-01000-08	5	1/2"-20 Hex Nut
044-20030-00	1	Threaded Nut & Handle	540-02000-08	3	1/2" Flat Washer
044-20000-01	1	Roller Door Guide Assy.	540-03000-08	5	1/2" Lock Washer
044-20048-00	1	Roller Door Guide Ramp	540-05015-08	3	1/2" x 1-1/2" SAE Bolt
557-05027-01	1	Extruded Alum. Key Hole	540-05045-08	2	1/2"-20 x 4-1/2" Countersunk Bolt

KIT PART NUMBER 099-30820-23

3 HINGE KIT

PART NO	QTY.	DESCRIPTION	PART NO	QTY.	DESCRIPTION
044-20031-00	3	Extruded Hinge (Body)	044-10004-00	1	Tailgate Gusset (with hole)
044-20032-00	3	Extruded Hinge (Gate)	044-10005-00	1	Tailgate Gusset (w/o hole)
566-15010-02	3	3/4" x 12" Hinge Pin	044-10028-02	1	Hinge Pin Storage Holder
542-09032-03	6	3/16" Safety Hair Pin Clip	044-20003-40	1	40" Spreader Chain
545-05016-00	2	Shim Washer	558-05115-00	1	Cast Tarp Hook
566-05007-00	1	Threaded Top Pin	540-01000-08	5	1/2"-20 Hex Nut
044-20030-00	1	Threaded Nut & Handle	540-02000-08	3	1/2" Flat Washer
044-20000-01	1	Roller Door Guide Assy.	540-03000-08	5	1/2" Lock Washer
044-20048-00	1	Roller Door Guide Ramp	540-05015-08	3	1/2" x 1-1/2" SAE Bolt
557-05027-01	1	Extruded Alum. Key Hole	540-05045-08	2	1/2"-20 x 4-1/2" Countersunk Bolt



PARTS LISTING

(Kit Number 099-30820-22 Shown)

ITEM	PART NO.	DESCRIPTION
1	044-20031-00	Extruded Body Hinge
2	044-20032-00	Extruded gate hinge
3	566-15010-02	12" Hinge Pin
	545-05015-00	Hinge Washer
4	542-09032-03	Safety Hinge Pin Clip
5	044-20000-01	Roller Door Guide
6	044-20048-00	Roller Guide Ramp
7	566-15012-00	90 deg 5/8 Pin
8	566-05007-00	Threaded Top Pin
9	044-20030-00	Nut & Handle Assy.
10	044-20003-40	40" Spreader Chain
11	558-05115-00	Cast Tarp Hook
12	044-10005-00	Gusset w/ Hole
13	044-10028-02	Hinge Pin Storage
14	557-05027-01	Extruded Keyhole

EXTRUDED ALUMINUM SIDE SWING KITS (Overslung Hinge)

KIT PART NUMBER 099-30820-32			2 HINGE KIT			(kit shown in diagram)		
PART NO	QTY.	DESCRIPTION	PART NO	QTY.	DESCRIPTION	PART NO	QTY.	DESCRIPTION
044-20031-00	1	Extruded Hinge (Body)	044-10004-00	1	Tailgate Gusset (with hole)			
044-20032-00	2	Extruded Hinge (Gate)	044-10005-00	1	Tailgate Gusset (w/o hole)			
566-15010-02	1	3/4" x 12" Hinge Pin	044-10028-02	1	Hinge Pin Storage Holder			
542-09032-03	2	3/16" Safety Hair Pin Clip	044-20003-40	1	40" Spreader Chain			
545-05016-00	2	Shim Washer	558-05115-00	1	Cast Tarp Hook			
552-05006-02	1	RH Two-Way Overslung Hinge	540-01000-08	5	1/2"-20 Hex Nut			
540-05150-12	1	15" Bolt USS	540-02000-08	3	1/2" Flat Washer			
044-20000-01	1	Roller Door Guide Assy.	540-03000-08	5	1/2" Lock Washer			
044-20000-01	1	Roller Door Guide Assy.	540-05015-08	3	1/2" x 1-1/2" SAE Bolt			
044-20048-00	1	Roller Door Guide Ramp	540-05045-08	2	1/2"-20 x 4-1/2" Countersunk Bolt			
557-05027-01	1	Extruded Alum. Key Hole						

KIT PART NUMBER 099-30820-33			3 HINGE KIT					
PART NO	QTY.	DESCRIPTION	PART NO	QTY.	DESCRIPTION	PART NO	QTY.	DESCRIPTION
044-20031-00	1	Extruded Hinge (Body)	044-10004-00	1	Tailgate Gusset (with hole)			
044-20032-00	2	Extruded Hinge (Gate)	044-10005-00	1	Tailgate Gusset (w/o hole)			
566-15010-02	1	3/4" x 12" Hinge Pin	044-10028-02	1	Hinge Pin Storage Holder			
542-09032-03	2	3/16" Safety Hair Pin Clip	044-20003-40	1	40" Spreader Chain			
545-05016-00	2	Shim Washer	558-05115-00	1	Cast Tarp Hook			
552-05006-02	1	RH Two-Way Overslung Hinge	540-01000-08	5	1/2"-20 Hex Nut			
540-05150-12	1	15" Bolt USS	540-02000-08	3	1/2" Flat Washer			
044-20000-01	1	Roller Door Guide Assy.	540-03000-08	5	1/2" Lock Washer			
044-20000-01	1	Roller Door Guide Assy.	540-05015-08	3	1/2" x 1-1/2" SAE Bolt			
044-20048-00	1	Roller Door Guide Ramp	540-05045-08	2	1/2"-20 x 4-1/2" Countersunk Bolt			
557-05027-01	1	Extruded Alum. Key Hole						

SPRING CROSS BRACE KITS**KIT PART NUMBER 516-30801-00****GENESIS TRAILERS**

PART NO	QTY.	DESCRIPTION
516-05006-00	2	Steel Spring Cross Brace
540-02000-16	4	1" SAE Flat Washer
540-14000-16	4	1"- 8 Crimped Hex Lock Nut
540-15025-16	2	1" - 8 x 2-1/2" GR 5 Zinc HHCS
540-15080-16	2	1" - 8 x 8" GR 5 Zinc HHCS

KIT PART NUMBER 516-30801-00**SHEET & POST TRAILERS**

PART NO	QTY.	DESCRIPTION
516-05006-01	2	Steel Spring Cross Brace
540-02000-16	4	1" SAE Flat Washer
540-14000-16	4	1"- 8 Crimped Hex Lock Nut
540-15025-16	2	1" - 8 x 2-1/2" GR 5 Zinc HHCS
540-15065-16	2	1" - 8 x 6-1/2" GR 5 Zinc HHCS

WINDER KIT STANDARD TAILGATES**KIT PART NUMBER 099-30823-00****SHEET & POST GATE ALUM.**

PART NO	QTY.	DESCRIPTION
099-15001-00	1	Safety Winder
044-10168-00	1	Gate Bracket
566-05075-01	1	Pocket Bracket
566-15011-01	1	Winder Pin
542-09032-03	2	Safety Retainer Clip

KIT PART NUMBER 099-30823-01**SHEET & POST GATE STEEL**

PART NO	QTY.	DESCRIPTION
566-15001-00	1	Safety Winder
566-05075-00	1	Body Bracket with Pin & Clip
	1	Gate Bracket

KIT PART NUMBER 099-30823-20**GENESIS GATE ALUM.**

PART NO	QTY.	DESCRIPTION
099-15009-00	1	Safety Winder
044-10168-00	1	Gate Bracket
557-05088-01	1	Body Bracket
566-15011-01	1	Winder Pin
542-09032-03	2	Safety Hair Pin Clip



CAB CONTROL KITS

099-30819-00 AIR AXLE LIFT KIT

510-05025-16	1/2" Quick Coupler / male	1
510-05024-16	1/2" Quick coupler / female	1
510-05009-00	Quick Coupler Cover "Air Axle Lift"	1
510-25953-02	1/4" Toggle Switch	1
510-05005-00	Toggle Switch Cover Plate "Air Lift Axle"	1
547-05200-04	1/4" Pipe Plug	1
511-99006-23	Rubber Air Hose	12'
512-15001-04	1/4" NPT to Rubber Air Hose Fitting	1
512-15003-08	1/2" NPT to Rubber Air Hose Fitting	1
511-99607-00	3/8" Green Plastic Airline	30'
512-05680-64	1/4"NPT x 3/8"T Straight Brass Fitting	2
512-05680-66	3/8"NPT x 3/8"T Straight Brass Fitting	1
512-05690-64	1/4"NPT x 3/8"T 90 Degree Brass Fitting	1
512-15551-22	1/2" Bulkhead Coupler Fitting	1
512-05212-04	1/4" Anchor Coupler Fitting	1

099-30819-01 AIR SUSPENSION DUMP KIT

510-05025-16	1/2" Quick Coupler / male	1
510-05024-16	1/2" Quick coupler / female	1
510-05012-00	Quick Coupler Cover "Air Susp Dump"	1
510-25953-02	1/4" Toggle Switch	1
510-05002-01	Toggle Switch Cover Plate "Air Susp Dump"	1
547-05200-04	1/4" Pipe Plug	1
511-99006-23	Rubber Air Hose	12'
512-15001-04	1/4" NPT to Rubber Air Hose Fitting	1
512-15003-08	1/2" NPT to Rubber Air Hose Fitting	1
511-99607-00	3/8" Green Plastic Airline	30'
512-05680-64	1/4"NPT x 3/8"T Straight Brass Fitting	2
512-05680-66	3/8"NPT x 3/8"T Straight Brass Fitting	1
512-05690-64	1/4"NPT x 3/8"T 90 Degree Brass Fitting	1
512-15551-22	1/2" Bulkhead Coupler Fitting	1
512-05212-04	1/4" Anchor Coupler Fitting	1

099-30819-02 AIR TAILGATE KIT

510-05025-16	1/2" Quick Coupler / male	1
510-05024-16	1/2" Quick coupler / female	1
510-05008-00	Quick Coupler Cover "Air Tailgate"	1
510-15440-13	Lockable Flip Valve	1
510-05440-13	"Open / Close" Valve Decal	1
547-05200-04	1/4" Pipe Plug	1
511-99006-23	Rubber Air Hose	12'
512-15001-04	1/4" NPT to Rubber Air Hose Fitting	1
512-15003-08	1/2" NPT to Rubber Air Hose Fitting	1
511-99601-00	3/8" Yellow Plastic Airline	30'
512-05680-64	1/4"NPT x 3/8"T Straight Brass Fitting	2
512-05680-66	3/8"NPT x 3/8"T Straight Brass Fitting	1
512-05690-64	1/4"NPT x 3/8"T 90 Degree Brass Fitting	1
512-15551-22	1/2" Bulkhead Coupler Fitting	1
512-05212-04	1/4" Anchor Coupler Fitting	1

**EAST
MANUFACTURING
CORPORATION**